

Dear Parents and Carers,

In R.E this half term, we are going to be learning about why Christmas matters to Christians.

We will be looking at bible stories about the birth of Jesus and how important these are in the Christian faith. We will also look at how Christians use the story of the nativity in activities at churches and at home. The children will also be learning some new vocabulary linked to this topic.

I would be really grateful if you would be able to go through the powerpoint presentation with your child, talking and discussing it with them. There are also a few independent activities for the children to work on.

I have included the first three lessons here, more will follow!

Very many thanks for your help.

Miss Handford

Lesson 1

Lesson objectives:

To understand that Jesus was a special baby.

To understand that at Christmas time, Christians celebrate the birth of Jesus.

Please look at the words below. You have seen all of them before.

Talk to your grown up about what they mean.

Christian

Christianity


What do they all have in common?

Christmas

The word Christ.

Who is Jesus Christ?

You may have only heard him by the name Jesus. Talk to your grown up about what you know about Jesus.



In this picture, he is making a sick person well again.



But what links Jesus to Christmas?

Christmas is the time Christians celebrate the birth of Jesus. We celebrate because he was a very special baby.

Let's have a look at some paintings of Jesus' birth (called **nativity** scenes) and see if we can find clues that he was really special.

You are going to be detectives, looking for evidence!



Let's start here- can you tell from this picture that Jesus is going to be special?

What can we tell about this baby just by looking at him?




Can you tell
from this
picture that
Jesus was
special?



Who is the
lady in the
picture?

Mary, Jesus'
mummy



What do you think about this picture? Look carefully at the light around Mary and Jesus. What does this mean?



Who are the people in the pictures with wings?

Why do you think they show us that Jesus is special?



There are **lots** of clues in this picture to show us how special Jesus was.

Talk about them with your grown up and then go to the next slide to see if you spotted the same clues.

Angels sent
from heaven

A bright light
around
Jesus.



A star
showing
people where
Jesus is

Lots of
visitors who
have come to
see Jesus.

Now it's your turn to look at a different painting and see if you can find the clues yourself!

Please print off the next picture for the children's learning journey and ask them to label all of the clues that show Jesus was a really special baby. Please encourage them to use a ruler and sharp pencil. There are a few extra clues in this picture for the children to find!



Extension task (optional):

Jesus was born in a stable. If you could design a bedroom for Jesus to be born in, what would you put in it?

How could you show how special Jesus was?
Would you have hundreds of toys?

Would you have a beautiful crib? What would there be on the walls?

Lastly, this is one of Miss Handford's favourite paintings of Jesus' birth. Take a look. Talk to your grown up about the **expressions** on the faces of the shepherds.



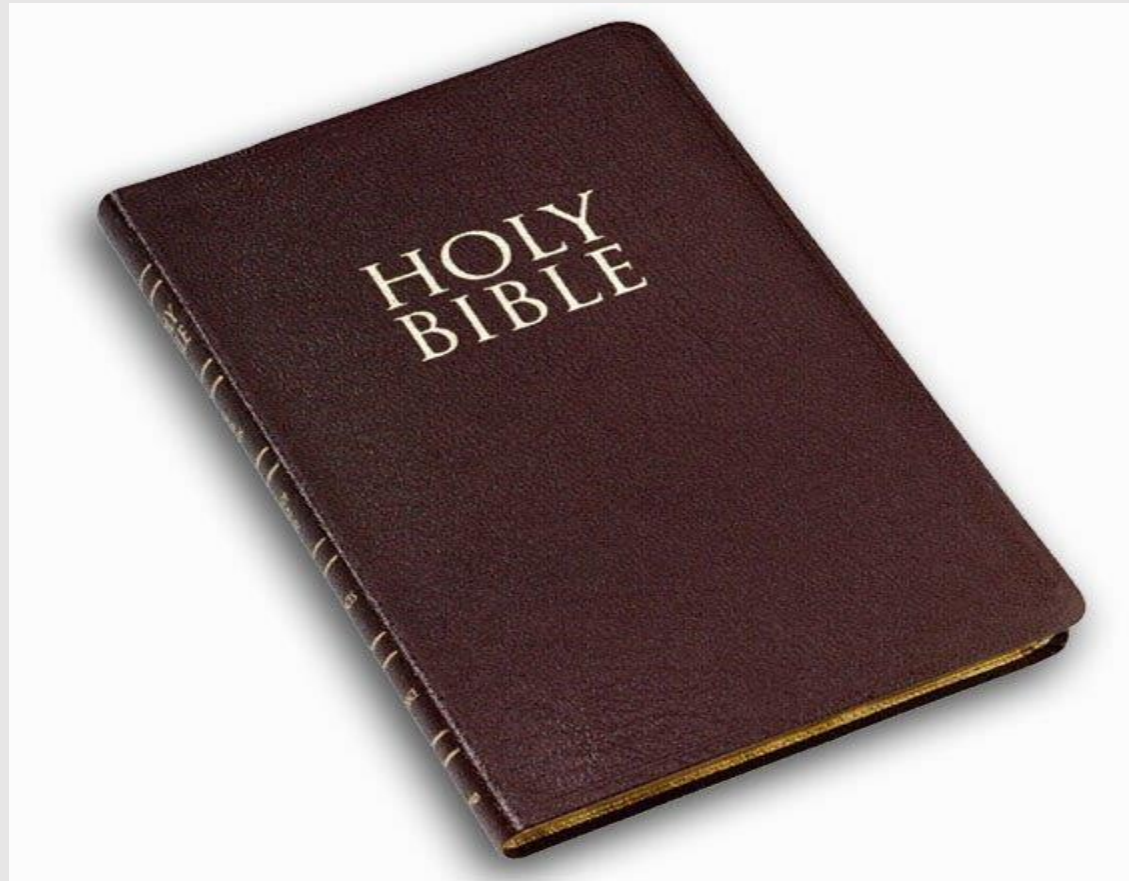
End of Lesson 1

Lesson 2

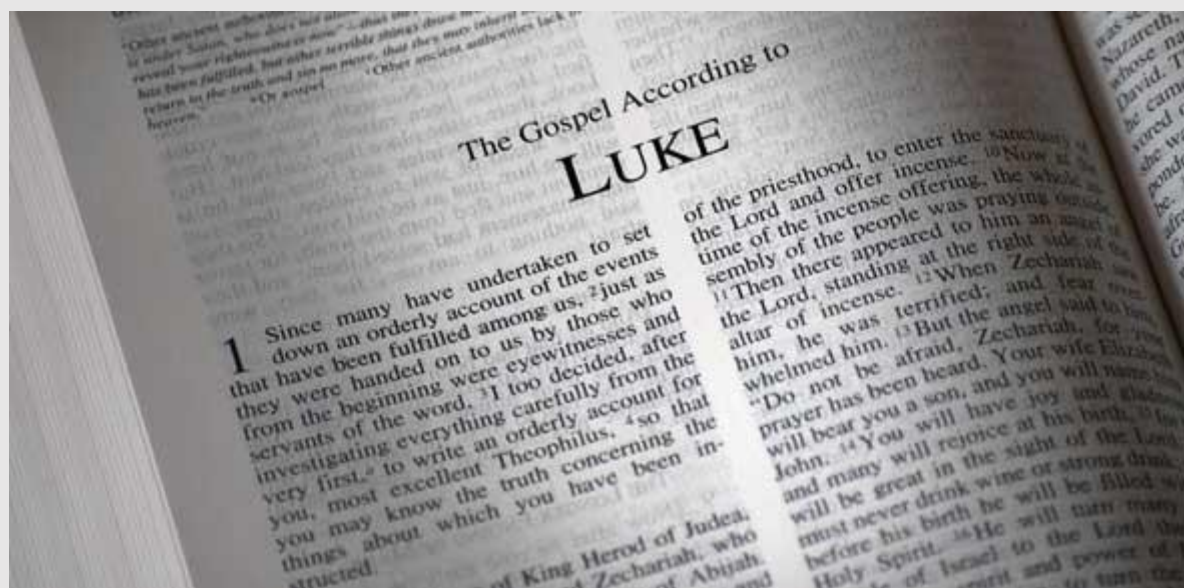
Objectives: To learn about the story of Jesus' birth from the Gospel of Luke.

In which special book for Christians can we find out more about the birth of Jesus?

The Bible



In the Bible, we can find out all about God and Jesus. There is a part where we can find out about the world and God **before** Jesus was born and a part where we can find out about Jesus' birth and his life.



There are four special chapters in the Bible called the Gospels. We are going to look at one that was written by a man called Luke.

Luke wrote about lots of things, but we are going to look at what he said about Jesus' birth.

Let's start at the beginning...

One day in a place called Nazareth, the angel Gabriel came from heaven to visit Mary. Gabriel told Mary that she was going to have a very special baby. baby.



Mary and her husband Joseph then had to travel a long way to a town called Bethlehem. It was very tiring.



When they got to Bethlehem, Mary and Joseph tried to find a place to stay, but everywhere was full. Instead, they had to stay in a stable! Jesus was born and they put him in a manger so he could go to sleep.
(A manger is a type of trough that animals normally eat hay from.)



At the same time, an angel appeared to some shepherds. The angel told them a special baby from God had been born in Bethlehem.



The shepherds walked to Bethlehem to visit the baby Jesus.



Please talk to the children about how the different characters might have felt at various points in the story.

Please focus on how Mary must have felt when the angel Gabriel visited her. She must have been surprised!

Also talk about the shepherds. They were looking after their sheep on a calm, dark night. Imagine their shock when the bright lights of the angels appeared!

Now it's the children's turn to try and put Luke's story of the birth of Jesus into order.

Please print off the next page and ask the children to cut out each picture. Ask them to lay them out in order and then stick in their books.

Please encourage the children to write one or two sentences about each picture.

Perhaps you could show them the following words to help in their writing:

Nazareth

angel


Gabriel

Mary

Joseph

Bethlehem

shepherds



Please note that your child may have noticed that we haven't talked about the three kings/wise men yet.

That is because this part of the story is from the Gospel of Matthew and so we will look at that in a different lesson.

End of Lesson 2

Lesson 3

Objectives: To know that Christians believe that Jesus is God on Earth.

To be able to explain the word 'incarnation'.

To know that Christmas is a time for thankfulness.

Christians believe that God came to Earth to be with people and show them how to live. When God first came, he was not a big man, just a baby with a mummy called Mary.



Look carefully at this picture, do you think the light from heaven shows us that Jesus is God?

I wonder why God came to Earth as a person? Talk to your grown up about your ideas.



Remember all the good things that Jesus did when he grew up, well that was actually God showing people how to be kind and love each other.

The word we use to describe God coming to Earth as a person is **incarnation**. Please help the children to say this out loud.

The idea of someone being the same person but being seen as two different people is quite tricky to understand but the children may relate more to this idea if we look at the next few slides!

All of the characters in the pictures have two 'sides'- an ordinary and an extraordinary!







Peter
Parker



Clark
Kent





So Jesus may look like an ordinary man, but he is extraordinary because he is actually God on Earth!



Christians are very grateful that God came to Earth to be with us as Jesus.

So, Christmas is a time to say thank you.

Please look at the Christmas cards below and talk to your grown up about what each character might say thank you to God for.



What would Mary and Joseph say thank you to God for?



What would
the shepherds
be thankful
for in this
card?

Now it's the children's turn for some work on their own.

Please print off the next page with images of Christmas card on. Ask the children to stick in their books and write a sentence about why the characters might be thankful.



Talk to the children about what they are thankful for.

End of Lesson 3