

# Y6 SATs

# Nets & 3D Shapes

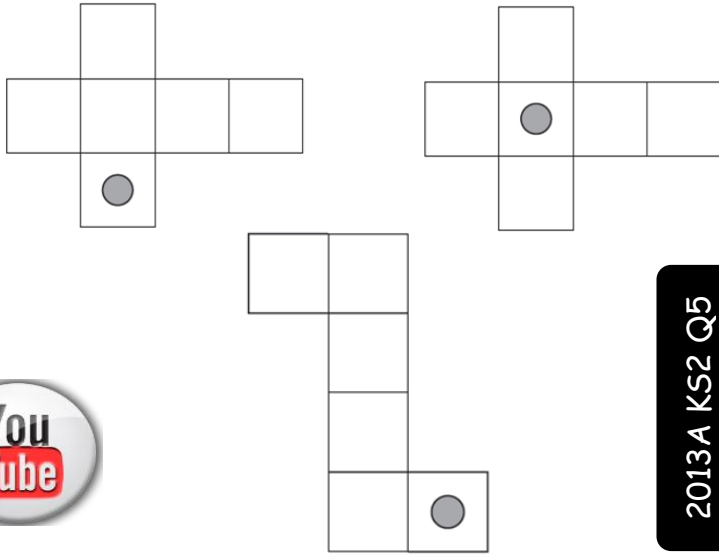
Help Code : 034

**RECOMMENDED!** - mental maths TES resource  
Interactive + Self-Marking [CLICK HERE](#)

## BOOSTER

Here are three nets of a cube.

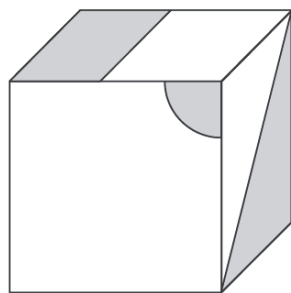
On each net draw **one more dot** so that each cube will have dots on **opposite faces**.



2013A KS2 Q5

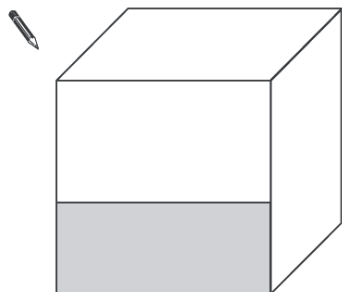
2011A KS2 Q22

This cube has shapes drawn on three of its faces.



The cube is turned to look like this.

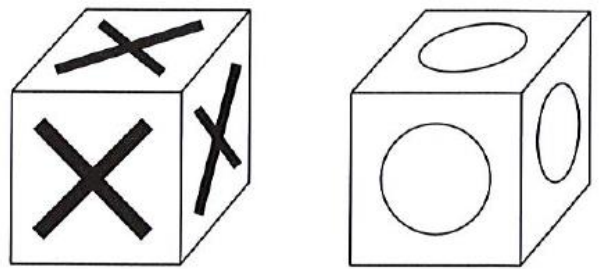
Draw and shade the missing shapes.




2012A KS2 Q20



Seb has some cubes with a cross on each face and some cubes with a circle on each face.



He sticks five cubes together to make this shape.



How many crosses and how many circles are there on the **outside** of the shape?

 Number of crosses

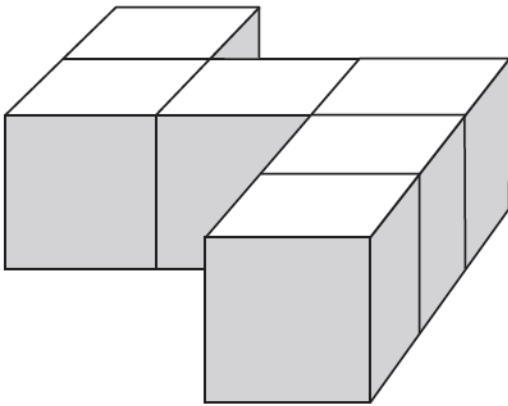
Number of circles

2008A KS2 Q17



Emily has 6 cubes.

She sticks them together to make this model.



She paints the sides of the model grey all the way round.

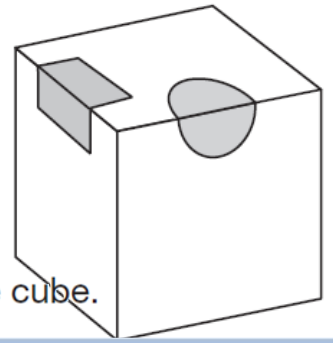
She leaves the top and the bottom of the model white.

How many of the cubes in the model have **exactly two** faces painted grey?



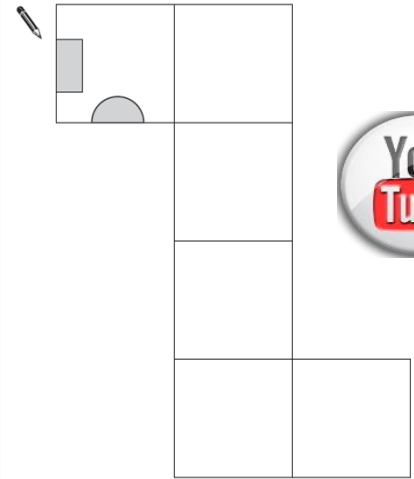
2007A KS2 Q22

A cube has shaded shapes on three of its faces.



Here is a net of the cube.

Draw in the two missing shaded shapes.

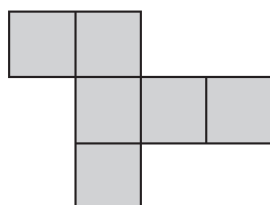
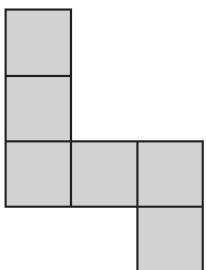
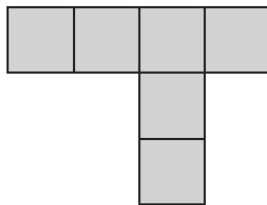
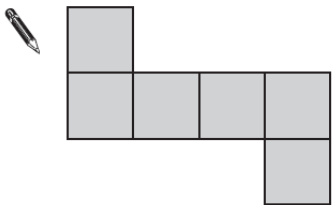


2005A KS2 Q16



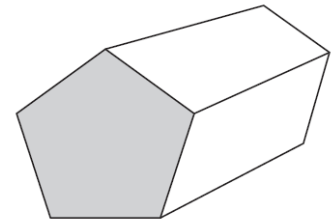
Here are four diagrams.

On each one put a tick (✓) if it is a net of a cube. Put a cross (✗) if it is not.



2004A KS2 Q13

This is a drawing of a pentagonal prism.



Tick (✓) the one shape that is a net for the pentagonal prism.

